

Get Your Students Reading Latin

By

Joseph Roberts

Roadmap

- The place of Reading in Learning Latin
- Presenting Vocab
- Presenting Grammar
- Strategies for Tackling a Latin Passage

The Place of Reading in Learning Latin

- Reading as the goal
- The Challenge
- A potential solution – An adaptation to Dorothy Sayers' suggestion
 - Simplified reading materials as a means to achieve the goal

Grammar Concepts for *Puer et Monstrum*

- 2nd Decl. Masculine and Neuter Nouns (Singular)
- 2nd Decl. Masculine Nouns (Plural)
- Nominative Case
- Genitive Case
- Dative Case
- Accusative Case
- Ablative Case
- 3rd-Person Singular Verbs

Vocab Needed for 1st Chapter

Dicta

ad	nōn
ambulat	ōvum
campus	pōnit
crocodīlus	puer
cubiculum	pullus
cum	quid
dormit	rāmus
est	rūrsus
et	sed
ex	sedet
iam	sub
in	sūmit
lectus	tremitt
mōnstrum	ubi
ne	videt
nidus	

Presenting Vocab For the First Time

- How will you present the vocab so that they understand the word?
- How can you take them from the known to the unknown?
- Developing a complete definition of a word

Creating the Neural Pathways



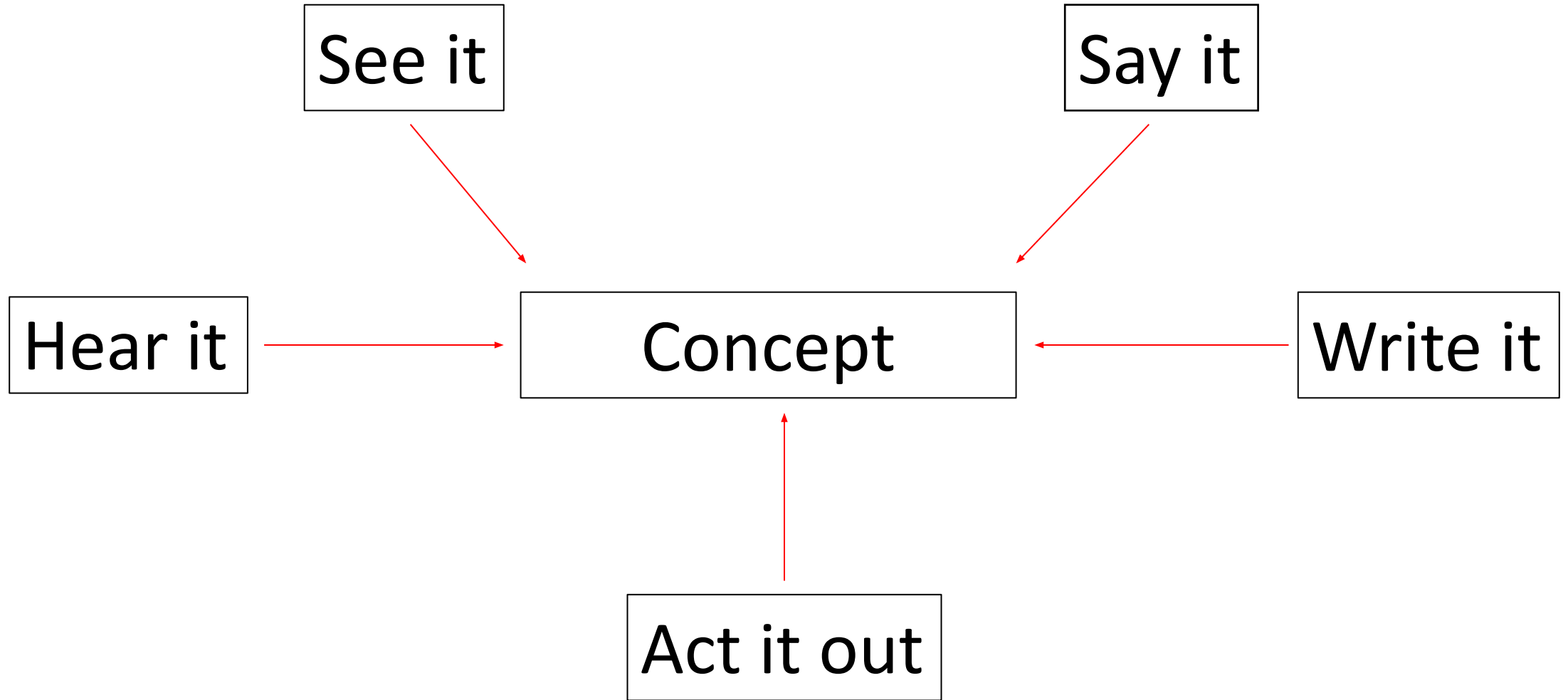
← Dog ← Canis

Creating the Neural Pathways



Dog

Canis






Ecce ____.
Click to Hear



puer



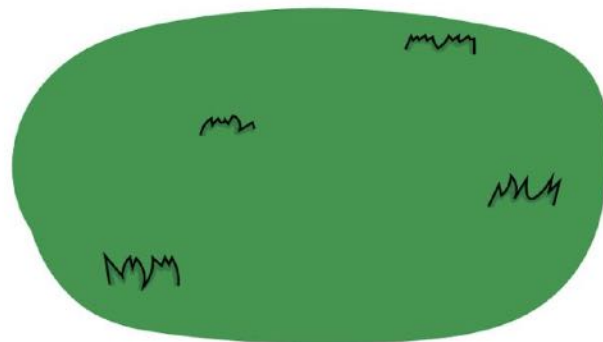


Puer ____.



ambulat





Ecce ____.



campus






puer



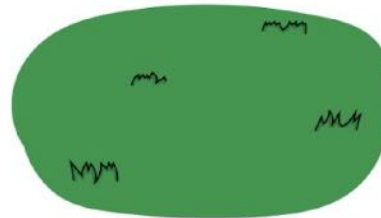


(A)



Puer ____ campum ambulat.

(B)



Ecce ____.


(C)



Ecce ____.



(D)



Ecce ____.

(E)



Puer ____.

(F)



Puer ____ monstro est.



Ecce **puer**.



ambulat





Ⓐ



Puer ____.

Ⓑ



Ecce ____.

Ⓒ



Puer ____ monstro est.




Ⓓ




Ecce ____.

Ⓔ



Puer ____ campum ambulat.


Ⓕ



Ecce ____.



Ⓐ



Puer **ambulat**.



campus





Ⓐ



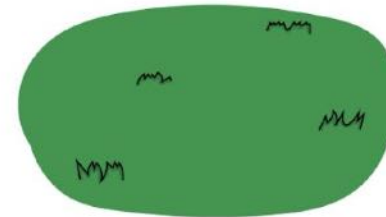
Puer ____.

Ⓑ



Ecce ____.

Ⓒ



Ecce ____.




Ⓓ



Puer ____ monstro est.

Ⓔ

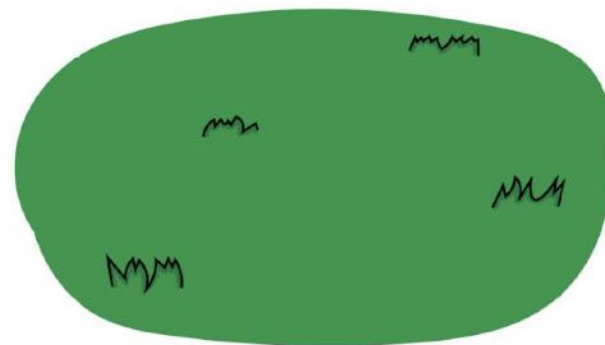


Puer ____ campum ambulat.

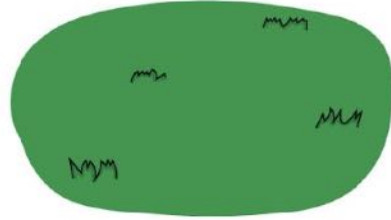
Ⓕ



Ecce ____.



Ecce **campus**.



Puer ____ campum ambulat.



ad






ad (+ acc)

shows movement towards or position near: (movement) toward, to, at, in the direction of; (position) at, by, next to






Ecce ____.



crocodilus





Ecce ____.



cubiculum






ad






(A)



Puer ____ campum ambulat.

(B)



Ecce ____.

(C)



Puer ____.



Puer ____ monstro est.

(E)



Ecce ____.


(F)



Ecce ____.



A



Puer **ad** campum ambulat.




cubiculum






A



Ecce ____.

B



Puer ____ campum ambulat.

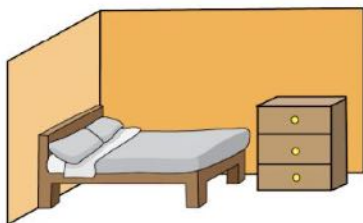
C



Ecce ____.

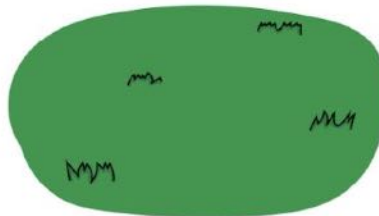


D



Ecce ____.

E



Ecce ____.

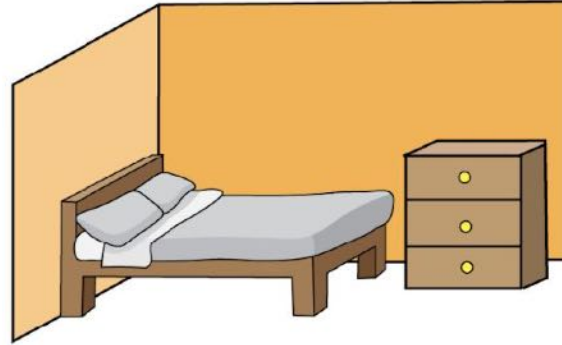
F



Puer ____ monstro est.



ⓓ



Ecce **cubiculum**.





A



Puer ____ monstro est.

B



Ecce ____.


C



Ecce ____.



D




Puer ____ campum ambulat.

E



Puer ____.


F



Ecce ____.



D



Puer **ad** campum ambulat.



crocodilus





A



Puer ____ monstro est.

B



Ecce ____.

C



Ecce ____.




D




Puer ____.

E




Puer ____ campum ambulat.

F



Ecce ____.



Ecce **crocodilus**.




Ecce ____.



mōnstrum





Puer ____ monstru est.




✕

☆

cum

☰





+

Puer ____ campo ambulat.



ex



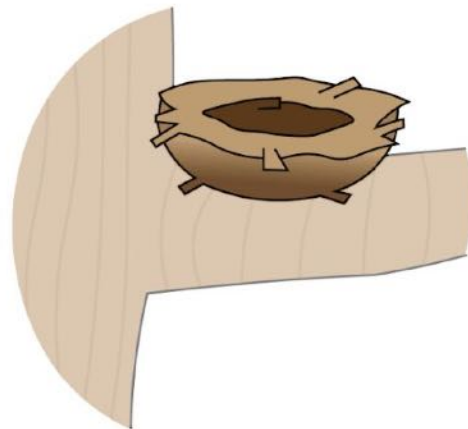


Puer ____ campo est.



in



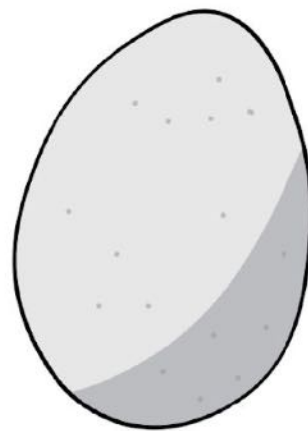


Ecce ____.



nidus






Ecce ____.





ōvum





Puer ovum ____.



pōnit





Capitulum Primum -
Nidus

- #2

Example A
- #3

Hear A
- #4

Learn B

✓
- #5

Example B
- #6

Hear B
- #7

Learn C
- #8

Example C
- #9

Hear C
- #10

Review

▶
Next



Capitulum
Secundum -
Barbitium

- #11

Learn A
- #12

Example A
- #13

Hear A
- #14

Learn B
- #15

Example B
- #16

Hear B
- #17

Review



Capitu
P

- #18

Learn A
- #19

Example A
- #20

Hear A
- #21

Review

Presenting Grammar

- Explain the concept simply
- Begin with English examples
- Write down the necessary information (definitions, endings)
- Show examples in Latin
- Have students practice composing with simple sentences.

Example: The Direct Object

- “The grandmother chases the dog”
 - “The boy sees the clown”

Direct Object

- When the subject performs an action upon something/someone else.
- 2nd Decl Sing ending: Accusative: “-um”
- Example: “Puer ramum videt”

Practice

“Quid puer videt?”

“Puer _____ videt.”

- Nidus
- Monstrum
- Crocodilus

Tackling the Reading

- After reviewing the vocab and grammar that will appear in the text:
- First Reading
 - **Beginners:** Read passage aloud expressively to students
 - **Intermediate:** Students read aloud to each other in small groups
 - **Advanced:** Students may do the first reading independently and prepare questions for class discussion
- Answer any questions they have (vocab, difficult sentence, etc.)
- Ask students comprehension questions
 - Identify what they do and do not understand

Tackling the Reading

- Zoom in on trouble sentences and ask grammatical questions
 - Intensive vs Extensive Reading
- Summarize in English or translate specific sentences?
- Eventually, you may ask more complex questions that move them away from the text: “Why did they do x?”
- Have students answer tougher questions on whiteboards

Tackling the Reading

- Challenge exercises:
 - Paraphrase the story in Latin in their own words
 - Expand the story: change the ending, add more detail to action in a passage, or predict what will happen next
- Now that all that work is done, students can reread the passage with a higher comprehension

Capitulum Primum

Nidus



Ōvum in nīdō est, et nīdus in rāmō est. Quid est in ōvō? Estne pullus in ōvō? Pullus in ōvō nōn est. Estne crocodīlus in ōvō? Crocodīlus in ōvō nōn est. Quid est in ōvō?



Puer in campō ambulat et rāmum videt. Puer ad rāmum ambulat et iam ōvum in nīdō videt. Puer nīdum cum ōvō sūmit et ad cubiculum ambulat. Puer nīdum in cubiculō pōnit. Iam puer ex cubiculō ambulat.



Ōvum in cubiculō puerī tremit. Quid est in ōvō?
Ō! In ōvō est mōnstrum. Iam mōnstrum ex ōvō
ad lectum ambulat. Mōnstrum sub lectō sedet.
Puer rūsus ad cubiculum ambulat sed ōvum
nōn videt. Puer nīdum videt sed ōvum nōn
videt. Puer ad lectum ambulat et in lectō sedet.
Iam puer in lectō nōn sedet, sed in lectō dormit...
Mōnstrum sub lectō puerum videt.

Dicta

ad	nōn
ambulat	ōvum
campus	pōnit
crocodīlus	puer
cubiculum	pullus
cum	quid
dormit	rāmus
est	rūsus
et	sed
ex	sedet
iam	sub
in	sūmit
lectus	tremit
mōnstrum	ubi
ne	videt
nidus	

Quaestiones

Estne crocodīlus in ōvō?
Quid est in ōvō?
Iam ubi est mōnstrum?

Comprehension Questions

- Ubi est ovum?
- Ubi est nidus?
- Estne crocodilus in ovo?
- Estne magister in ovo?
- Quid puer videt?
- Ubi puer nidum ponit?
- Quid agit ovum?
- Quid est in ovo?
- Ubi est monstrum?

Comprehension Questions

- Ubi est ovum? *Ovum in nido est*
- Ubi est nidus? *Nidus in ramo est*
- Estne crocodilus in ovo? *Crocodilus in ovo non est*
- Estne magister in ovo? *Magister in ovo non est. Magister in ludo est.*
- Quid puer videt? *Puer nidum videt / Puer ovum videt*
- Ubi puer nidum ponit? *Puer nidum in cubiculo ponit*
- Quid agit ovum? *Ovum tremit*
- Quid est in ovo? *Monstrum in ovo est*
- Ubi iam est monstrum? *Monstrum sub lecto est*

Ovum in cubiculo pueri tremit


Nominative
Subject

Ablative
Location

Genitive
Possession

Singular

Ovum in cubiculo pueri tremit



Potential Student Retelling

Puer ovum in nido videt. Puer ovum sumit. Puer ovum in lecto in cubiculo ponit. Puer ex cubiculo ambulat. Monstrum ex ovo ambulat. Monstrum sub lecto est!

Questions?